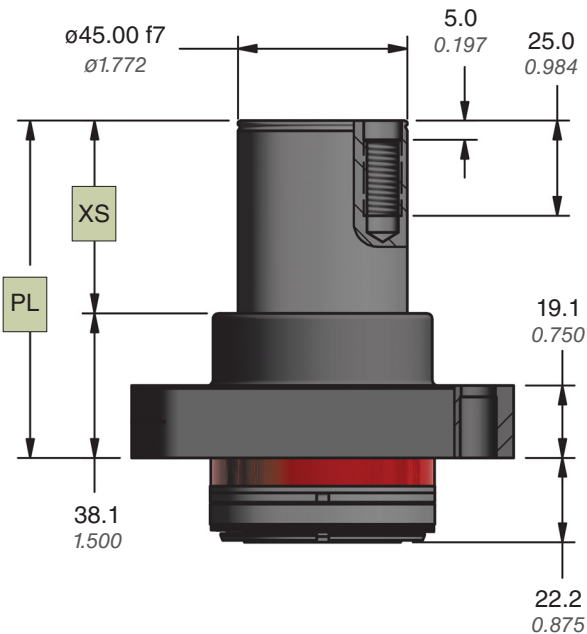
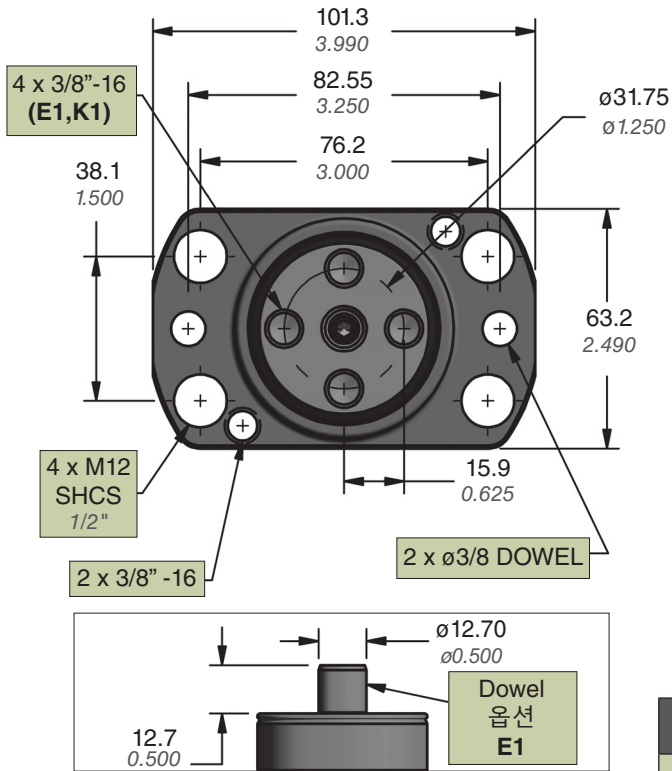


**NEW!**



| Pin Extension Code | *XS   |       | PL    |       |
|--------------------|-------|-------|-------|-------|
|                    | mm    | inch  | mm    | inch  |
| 0200               | 20.0  | 0.787 | 58.1  | 2.287 |
| 0254               | 25.4  | 1.000 | 63.5  | 2.500 |
| 0300               | 30.0  | 1.181 | 68.1  | 2.681 |
| 0318               | 31.75 | 1.250 | 69.85 | 2.750 |
| 0381               | 38.1  | 1.500 | 76.2  | 3.000 |
| 0400               | 40.0  | 1.575 | 78.1  | 3.075 |
| 0445               | 44.45 | 1.750 | 82.55 | 3.250 |
| 0500               | 50.0  | 1.969 | 88.1  | 3.469 |
| 0508               | 50.8  | 2.000 | 88.9  | 3.500 |
| 0572               | 57.15 | 2.250 | 95.25 | 3.750 |
| 0600               | 60.0  | 2.362 | 98.1  | 3.862 |
| 0635               | 63.5  | 2.500 | 101.6 | 4.000 |
| 0700               | 70.0  | 2.756 | 108.1 | 4.256 |
| 0762               | 76.2  | 3.000 | 114.3 | 4.500 |
| 0800               | 80.0  | 3.150 | 118.1 | 4.650 |
| 0889               | 88.9  | 3.500 | 127.0 | 5.000 |
| 0900               | 90.0  | 3.543 | 128.1 | 5.043 |

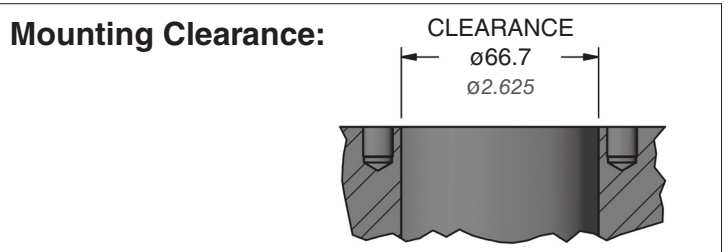
\*XS = PL - GRL

가이드 리테이너 길이 (GRL) = 38.10 mm (1.500 in)

| Velocity Estimate (m/sec) | 0.50 | 0.60 | 0.70 | 0.80 | 0.90 | 1.00 | 1.10 | 1.20 |
|---------------------------|------|------|------|------|------|------|------|------|
| Per GRS max (lb.)         | 317  | 220  | 162  | 124  | 98   | 79   | 66   | 55   |
| Per GRS max (kg)          | 144  | 100  | 73   | 56   | 44   | 36   | 30   | 25   |

| Pad Mass | GRS.45.HD4 Quantity |    |   |   |   |   |   |   |   |
|----------|---------------------|----|---|---|---|---|---|---|---|
|          | lb.                 | kg |   |   |   |   |   |   |   |
| 150      | 68                  | 2  | 2 | 2 | 3 | 3 | 3 | 4 | 4 |
| 200      | 91                  | 2  | 2 | 3 | 3 | 4 | 4 | 5 | 5 |
| 250      | 113                 | 2  | 3 | 3 | 4 | 4 | 5 | 5 | 6 |
| 300      | 136                 | 2  | 3 | 3 | 4 | 5 | 5 | 6 | 7 |
| 350      | 159                 | 3  | 3 | 4 | 4 | 5 | 6 | 7 | 8 |
| 400      | 181                 | 3  | 3 | 4 | 5 | 6 | 7 | 8 |   |
| 450      | 204                 | 3  | 4 | 4 | 5 | 6 | 7 | 8 |   |
| 500      | 227                 | 3  | 4 | 5 | 6 | 7 | 8 |   |   |
| 550      | 249                 | 3  | 4 | 5 | 6 | 7 | 8 |   |   |
| 600      | 272                 | 3  | 4 | 5 | 6 | 8 |   |   |   |
| 650      | 295                 | 4  | 4 | 6 | 7 | 8 |   |   |   |
| 700      | 318                 | 4  | 5 | 6 | 7 |   |   |   |   |



주문 예:

GRS.45.HD4. K1. 0500

제품 번호:

시리즈, 가이드 로드 규격, 리테이너  
마운트 타입 포함

가이드 로드 옵션:

K1 = 4x 3/8"-16, Imperial;

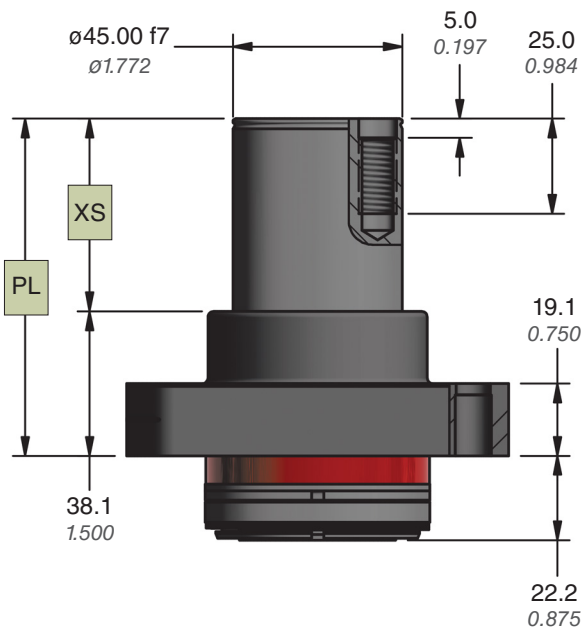
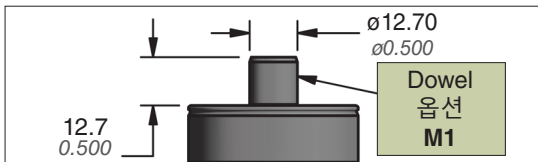
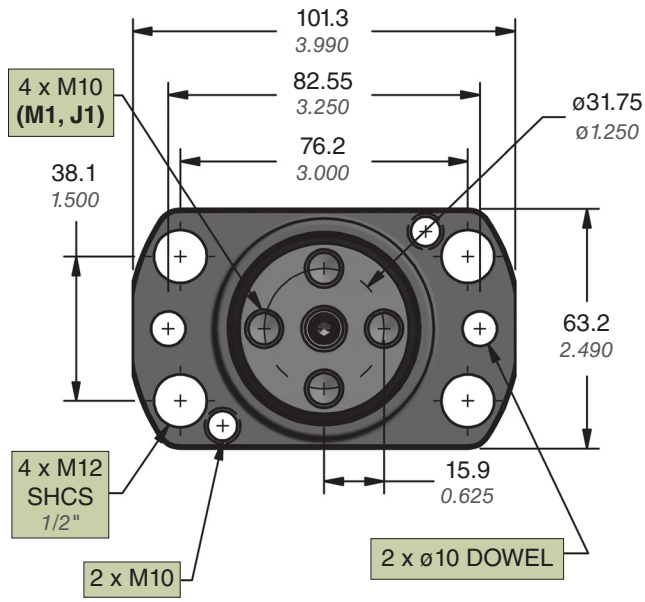
E1 = 4x 3/8"-16, Imperial with Rod End Dowel

Pin Extension Code: 0200 - 0900

예: 0318 = 31.75 mm (1.250 in) = XS  
Dimension

GRS.45.HD5 – Metric

**NEW!**

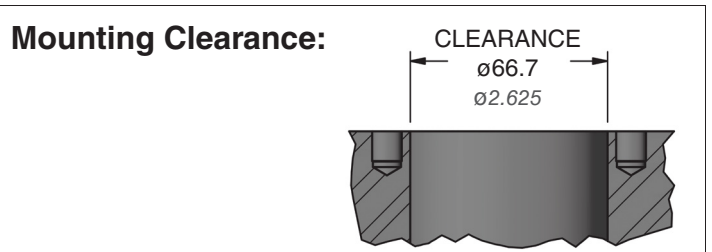


| Pin Extension Code | *XS   |       | PL    |       |
|--------------------|-------|-------|-------|-------|
|                    | mm    | inch  | mm    | inch  |
| 0200               | 20.0  | 0.787 | 58.1  | 2.287 |
| 0254               | 25.4  | 1.000 | 63.5  | 2.500 |
| 0300               | 30.0  | 1.181 | 68.1  | 2.681 |
| 0318               | 31.75 | 1.250 | 69.85 | 2.750 |
| 0381               | 38.1  | 1.500 | 76.2  | 3.000 |
| 0400               | 40.0  | 1.575 | 78.1  | 3.075 |
| 0445               | 44.45 | 1.750 | 82.55 | 3.250 |
| 0500               | 50.0  | 1.969 | 88.1  | 3.469 |
| 0508               | 50.8  | 2.000 | 88.9  | 3.500 |
| 0572               | 57.15 | 2.250 | 95.25 | 3.750 |
| 0600               | 60.0  | 2.362 | 98.1  | 3.862 |
| 0635               | 63.5  | 2.500 | 101.6 | 4.000 |
| 0700               | 70.0  | 2.756 | 108.1 | 4.256 |
| 0762               | 76.2  | 3.000 | 114.3 | 4.500 |
| 0800               | 80.0  | 3.150 | 118.1 | 4.650 |
| 0889               | 88.9  | 3.500 | 127.0 | 5.000 |
| 0900               | 90.0  | 3.543 | 128.1 | 5.043 |

\*XS = PL - GRL

가이드 리테이너 길이 (GRL) = 38.10 mm (1.500 in)

| Velocity Estimate | (m/sec)   | 0.50                | 0.60 | 0.70 | 0.80 | 0.90 | 1.00 | 1.10 | 1.20 |
|-------------------|-----------|---------------------|------|------|------|------|------|------|------|
| Per GRS           | max (lb.) | 317                 | 220  | 162  | 124  | 98   | 79   | 66   | 55   |
|                   | max (kg)  | 144                 | 100  | 73   | 56   | 44   | 36   | 30   | 25   |
| Pad Mass          |           | GRS.45.HD5 Quantity |      |      |      |      |      |      |      |
| lb.               | kg        | 2                   | 2    | 2    | 3    | 3    | 3    | 4    | 4    |
| 150               | 68        | 2                   | 2    | 3    | 3    | 4    | 4    | 5    | 5    |
| 200               | 91        | 2                   | 3    | 3    | 4    | 4    | 5    | 5    | 6    |
| 250               | 113       | 2                   | 3    | 3    | 4    | 5    | 5    | 6    | 7    |
| 300               | 136       | 2                   | 3    | 3    | 4    | 5    | 5    | 6    | 7    |
| 350               | 159       | 3                   | 3    | 4    | 4    | 5    | 6    | 7    | 8    |
| 400               | 181       | 3                   | 3    | 4    | 5    | 6    | 7    | 8    |      |
| 450               | 204       | 3                   | 4    | 4    | 5    | 6    | 7    | 8    |      |
| 500               | 227       | 3                   | 4    | 5    | 6    | 7    | 8    |      |      |
| 550               | 249       | 3                   | 4    | 5    | 6    | 7    | 8    |      |      |
| 600               | 272       | 3                   | 4    | 5    | 6    | 8    |      |      |      |
| 650               | 295       | 4                   | 4    | 6    | 7    | 8    |      |      |      |
| 700               | 318       | 4                   | 5    | 6    | 7    |      |      |      |      |



주문 예:

GRS.45.HD5. J1. 0500

제품 번호:

시리즈, 가이드 로드 규격, 리테이너  
마운트 타입 포함

가이드 로드 옵션:

J1 = 4x M10, Metric;

M1 = 4x M10, Metric with Rod End Dowel

Pin Extension Code: 0200 - 0900

예: 0500 = 50.0 mm = XS Dimension