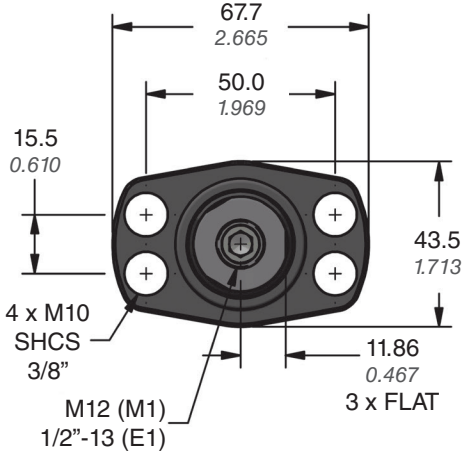
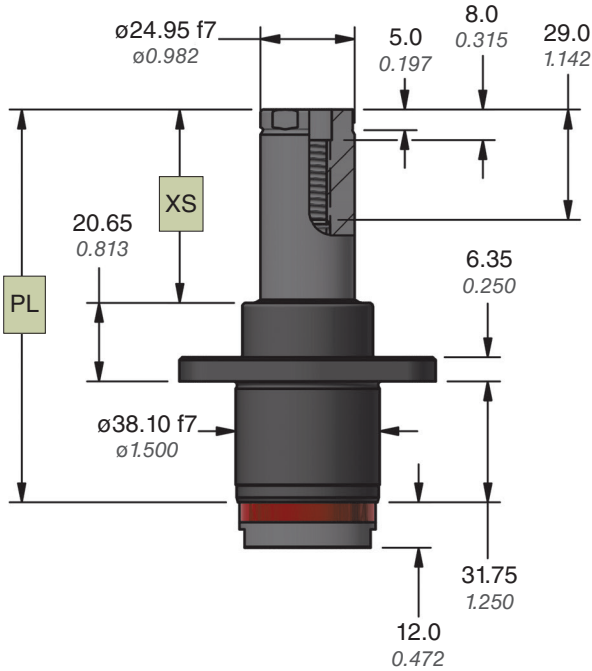


NEW!



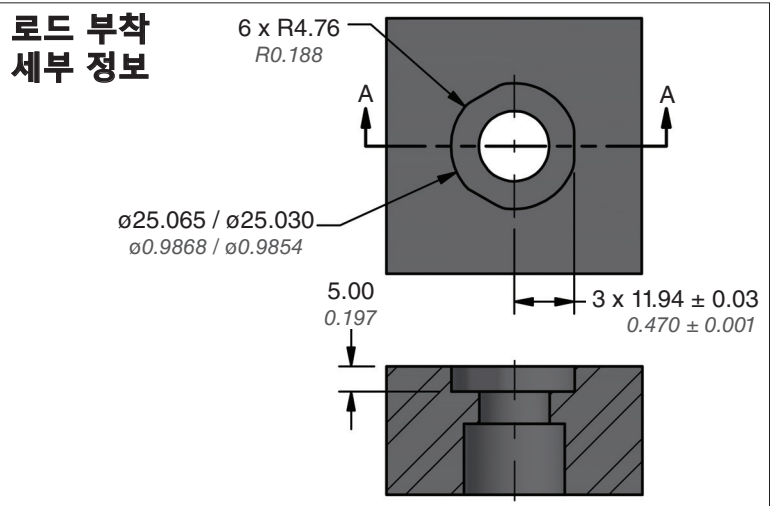
Pin Extension Code	*XS		PL		Pin Extension Code	*XS		PL	
	mm	inch	mm	inch		mm	inch	mm	inch
0200	20.0	0.787	72.4	2.850	0254	25.4	1.000	77.80	3.063
0300	30.0	1.181	82.4	3.244	0318	31.75	1.250	84.15	3.313
0400	40.0	1.575	92.4	3.638	0381	38.1	1.500	90.50	3.563
0500	50.0	1.969	102.4	4.031	0445	44.45	1.750	96.85	3.813
0550	55.0	2.165	107.4	4.228	0508	50.8	2.000	103.20	4.063
0600	60.0	2.362	112.4	4.425	0572	57.15	2.250	109.55	4.313
0700	70.0	2.756	122.4	4.819	0635	63.5	2.500	115.90	4.563
0750	75.0	2.953	127.4	5.016	0699	69.85	2.750	122.25	4.813
0800	80.0	3.150	132.4	5.213	0762	76.2	3.000	128.60	5.063
0900	90.0	3.543	142.4	5.606	0826	82.55	3.250	134.95	5.313
0950	95.0	3.740	147.4	5.803	0889	88.9	3.500	141.30	5.563
1000	100.0	3.937	152.4	6.000	0953	95.25	3.750	147.65	5.813
1100	110.0	4.331	162.4	6.394	1016	101.6	4.000	154.00	6.063
1200	120.0	4.724	172.4	6.787	1143	114.3	4.500	166.70	6.563

*XS = PL - GRL
가이드 리테이너 길이 (GRL) = 52.40 mm (2.063 in)



Velocity Estimate	(m/sec)	0.50	0.60	0.70	0.80	0.90	1.00	1.10	1.20
Per GRS	max (lb.)	63	44	32	25	20	16	13	11
	max (kg)	29	20	15	11	9	7	6	5

Pad Mass		GRS.25.HD1 Quantity							
lb.	kg	2	2	2	2	2	2	2	2
10	5	2	2	2	2	2	2	2	2
25	11	2	2	2	3	3	3	3	4
50	23	2	3	3	4	4	5	5	6
75	34	3	3	4	5	5	6	7	8
100	45	3	4	5	6	7	8		
125	57	3	4	5	7	8			
150	68	4	5	6	8				
175	79	4	5	7					



주문 예:

GRS.25.HD1. E1. 0500

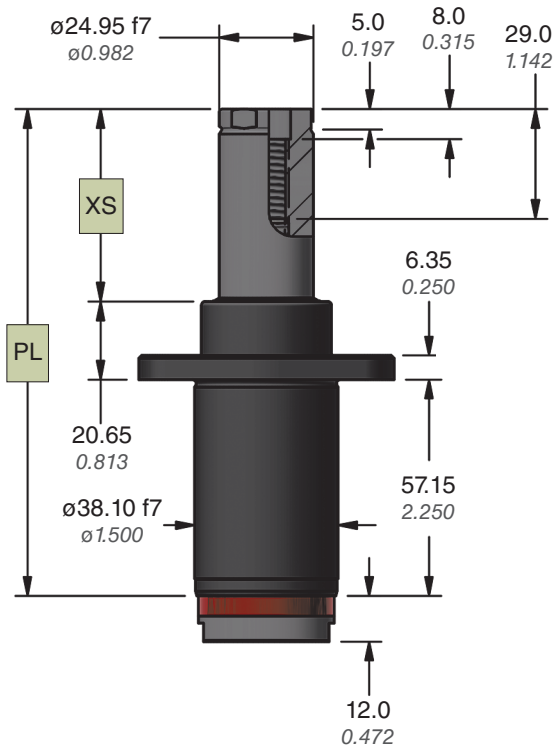
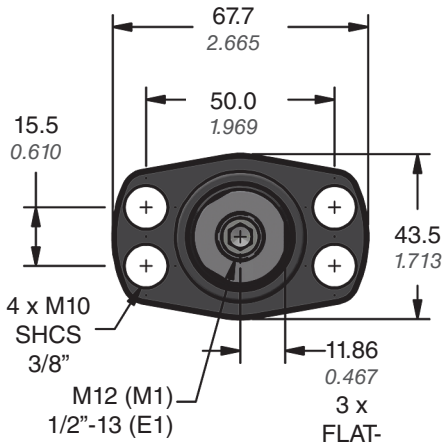
제품 번호:
시리즈, 가이드 로드 규격,
리테이너 마운트 타입 포함

가이드 로드 옵션:
M1 = M12, Metric;
E1 = 1/2"-13, Imperial

Pin Extension Code: 0200 - 1200
예: 0500 = 50.0 mm = XS 尺寸

GRS.25.HD2

NEW!

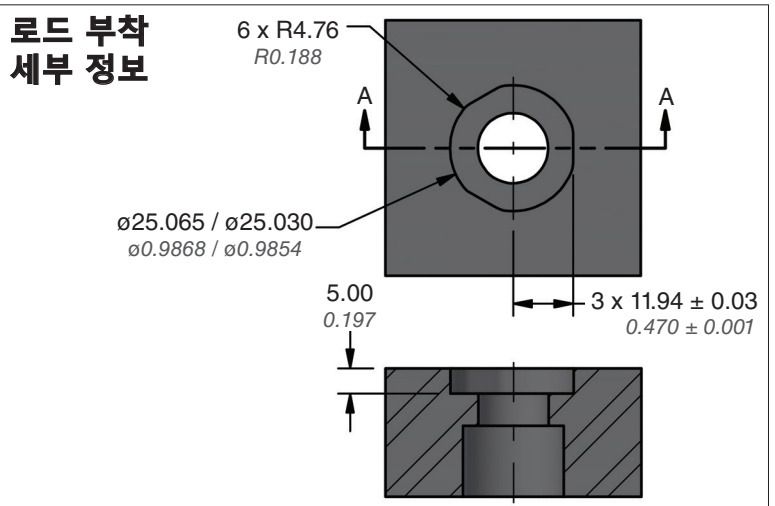


Pin Extension Code	*XS		PL		Pin Extension Code	*XS		PL	
	mm	inch	mm	inch		mm	inch	mm	inch
0200	20.0	0.787	97.8	3.850	0254	25.4	1.000	103.20	4.063
0300	30.0	1.181	107.8	4.244	0318	31.75	1.250	109.55	4.313
0400	40.0	1.575	117.8	4.638	0381	38.1	1.500	115.90	4.563
0500	50.0	1.969	127.8	5.031	0445	44.45	1.750	122.25	4.813
0600	60.0	2.362	137.8	5.425	0508	50.8	2.000	128.60	5.063
0700	70.0	2.756	147.8	5.819	0572	57.15	2.250	134.95	5.313
0800	80.0	3.150	157.8	6.213	0635	63.5	2.500	141.30	5.563
0900	90.0	3.543	167.8	6.606	0699	69.85	2.750	147.65	5.813
1000	100.0	3.937	177.8	7.000	0762	76.2	3.000	154.00	6.063
1100	110.0	4.331	187.8	7.394	0825	82.5	3.250	160.35	6.313
1200	120.0	4.724	197.8	7.787	0889	88.9	3.500	166.70	6.563
1300	130.0	5.118	207.8	8.181	1016	101.6	4.000	179.40	7.063
1400	140.0	5.512	217.8	8.575	1143	114.3	4.500	192.10	7.563
1500	150.0	5.906	227.8	8.969	1270	127.0	5.000	204.80	8.063
					1397	139.7	5.500	217.50	8.563

*XS = PL - GRL
가이드 리테이너 길이 (GRL) = 77.80 mm (3.063 in)

Velocity Estimate	(m/sec)	0.50	0.60	0.70	0.80	0.90	1.00	1.10	1.20
Per GRS	max (lb.)	63	44	32	25	20	16	13	11
	max (kg)	29	20	15	11	9	7	6	5

Pad Mass		GRS.25.HD2 Quantity							
lb.	kg	2	2	2	2	2	2	2	2
10	5	2	2	2	2	2	2	2	2
25	11	2	2	2	3	3	3	3	4
50	23	2	3	3	4	4	5	5	6
75	34	3	3	4	5	5	6	7	8
100	45	3	4	5	6	7	8		
125	57	3	4	5	7	8			
150	68	4	5	6	8				
175	79	4	5	7					



주문 예:

GRS.25.HD2. E1. 0500

제품 번호:
시리즈, 가이드 로드 규격,
리테이너 마운트 타입 포함

가이드 로드 옵션:
M1 = M12, Metric;
E1 = 1/2"-13, Imperial

Pin Extension Code: 0200 - 1500
예: 0500 = 50.0 mm = XS 尺寸