
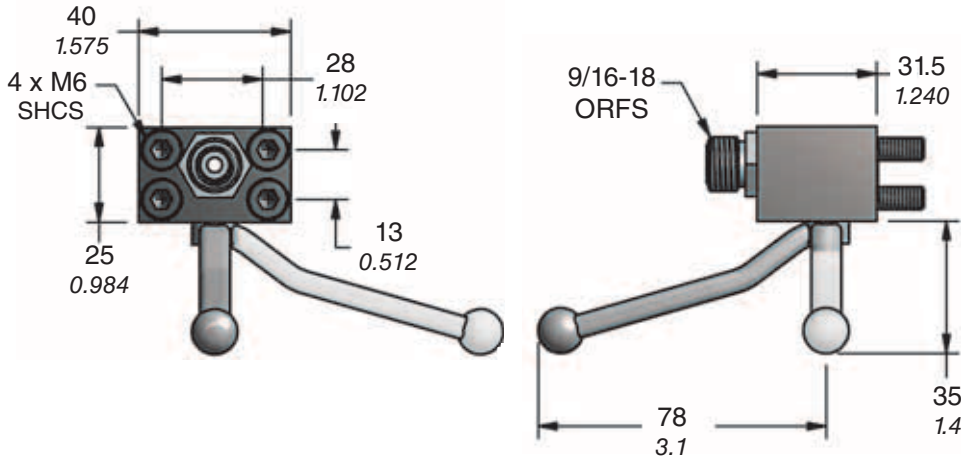


Shut-off Valve for SMS-i®

DADCO's Shut-off Valve (MV-3G) is used with a Sectional Mounting System - Internal (SMS-i®) allowing for cut-off of nitrogen gas from the control panel while enabling the SMS-i® to remain charged. Integrated into the design of an SMS-i®, this shut-off valve is ideal for customers looking to quickly and effectively change the die in the press. For added versatility, the MV-3G can be mounted to the top or side of an SMS-i®. For more information on SMS-i® specifications, refer to catalog number C13106.



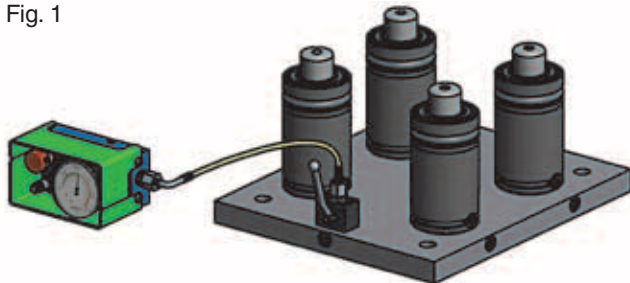
MV-3G



Installation Examples:


An MV-3G provides the benefit of using one control panel for filling, draining and monitoring multiple Sectional Mounting Systems - Internal (SMS-i®).

Fig. 1



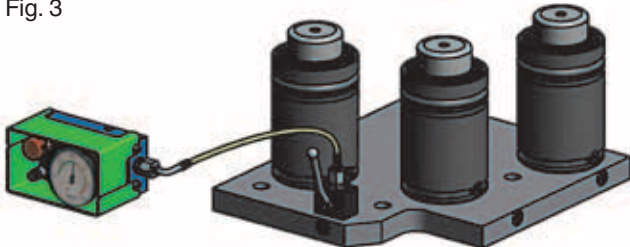
The MV-3G is mounted to the top of an SMS-i® with four DADCO nitrogen gas springs and is linked to a Convertible Control Panel (90.406), shown in Figure 1. The MV-3G lever is open allowing nitrogen gas to flow from the control panel to the SMS-i®.

Fig. 2



After pushing down on the lever to close the MV-3G valve the SMS-i® is isolated from the control panel yet remains pressurized, shown in Figure 2. The control panel can then be vented and the hose removed from the MV-3G; the panel may now be utilized in the charging of another SMS-i®.

Fig. 3



A SMS-i® with three DADCO nitrogen gas springs and an MV-3G is linked to the existing Convertible Control Panel. Once the lever of the MV-3G is pulled up to the open position, connecting the SMS-i® to the Convertible Control Panel, the connection is enabled and pressure may be monitored via the control panel.

Caution: DO NOT discharge an SMS-i® system using the MV-3G Shut-off Valve. Always utilize the bleed valve on the Convertible Control Panel to bleed the system.